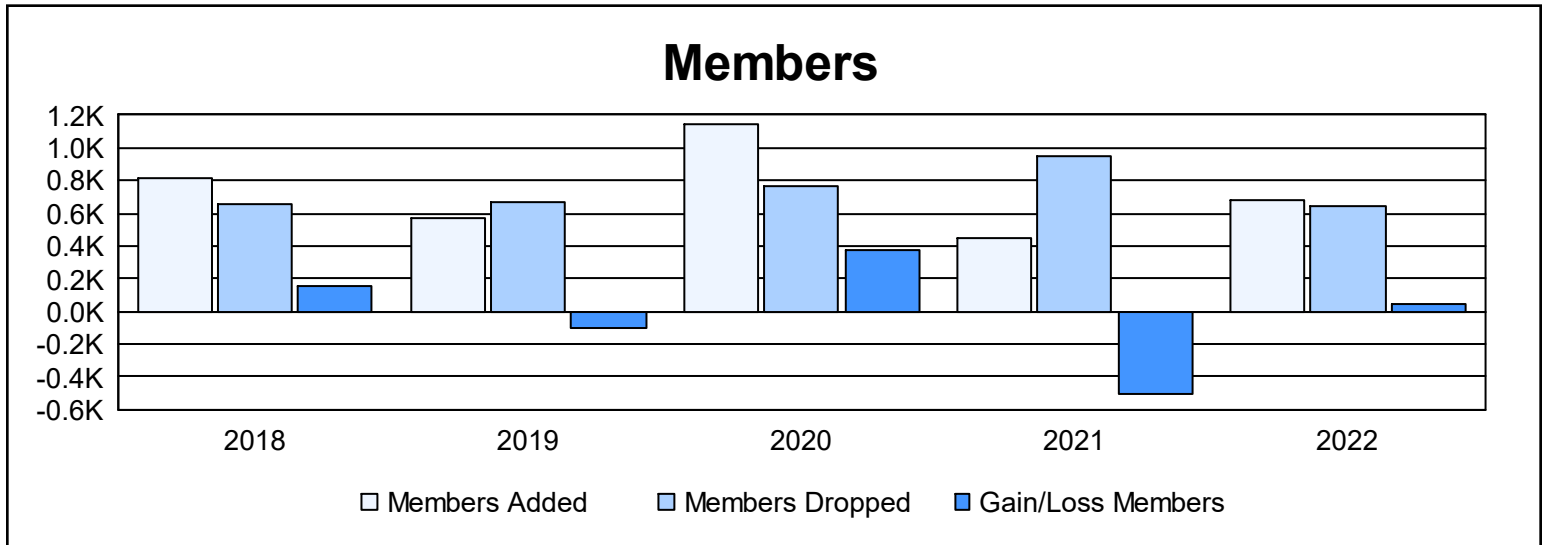
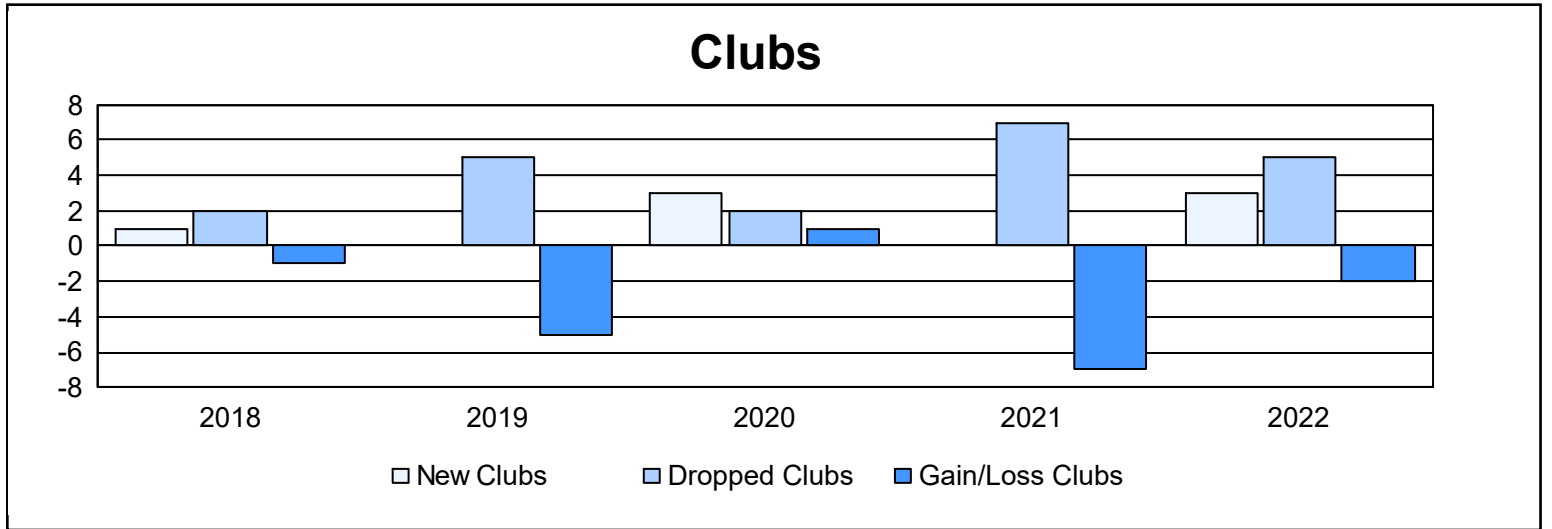
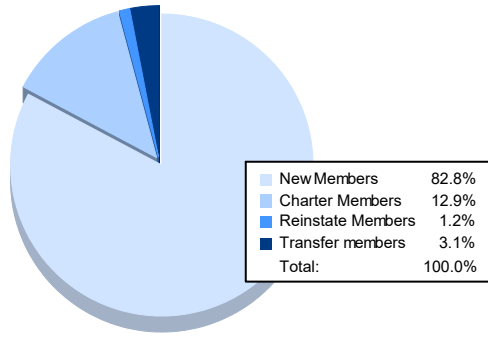


Year	New Clubs	Dropped Clubs	Gain/ Loss Clubs	New Members	Charter Members	Reinstate Members	Transfer Members	Total Member Added	Total Members Dropped	Gain/ Loss Members
2017-2018	1	2	-1	739	30	14	34	817	660	157
2018-2019	0	5	-5	556	0	8	9	573	672	-99
2019-2020	3	2	1	987	76	49	29	1,141	765	376
2020-2021	0	7	-7	375	7	13	49	444	951	-507
2021-2022	3	5	-2	565	88	8	21	682	638	44
<b>Average</b>	<b>1</b>	<b>4</b>	<b>-3</b>	<b>644</b>	<b>40</b>	<b>18</b>	<b>28</b>	<b>731</b>	<b>737</b>	<b>-6</b>



### Membership Composition June 2022 Cumulative



### Gender Composition June 2022 Cumulative

